




***OVER 35 YEARS
FITNESS THROUGH RESEARCH***

INDIA'S 1ST

COMMERCIAL GYM EQUIPMENT MANUFACTURER

CERTIFIED WITH





Over **35** years of engineering excellence has led to **Nortus** becoming the leading Indian manufacturer of resistance training equipment with a reputation built on product reliability and effective after-sales service. Approved by hundreds of fitness centers throughout India and abroad, our machines are designed to promote optimum exercise effectiveness whilst protecting the body from stress which can cause injury. With thirty selectorized machines, **Nortus** can provide you with equipment to satisfy all your client's needs... safely.

We own the most advanced manufacturing machines, including the water jet cutting machine, CNC tube bending machines, CNC machine tools, CNC milling machines etc. The production process is at an absolute leading position in India. Such as: advanced automatic sand blasting process, leaving on blind angle, no rust; excellent surface treatment, adopting international advanced electrostatic powder coating process, 2 rounds powder coating to ensure the appearance of the equipment smooth and durable; mold assembly is adopted in the production line to ensure the interchangeability and stability of the products.

In order to improve product quality, we purchase high quality raw materials for processing and production, and strictly control the quality.

Such as: high quality imports steel tubes with 3mm thickness, we import running belts, PCB control for treadmills; One-time molding upholstery on strength equipment's, which will never deform or collapse; and high-strength cable which have assessed rounds of destructive tests, etc.



CARDIO SERIES

FITNESS EQUIPMENT




The True Power of High Technology



In Starting Trademill extra large roller with high speed ratio that provide steady stream of torque.



In case of electricity failure, the treadmill stops smoothly without giving any jerk to body.



Advanced AC inverter system delivers peak performance for the heavy duty industrial grade AC drive motor.





TREADMILL, 6HP

DIMENSION L-87"x W-37"x H-61"

- AC Motor specially designed for Treadmill
- AC Drive (Sensor Less Vector Control)
- Direct Speed and Incline Control system for quick adjust
- Incline Range : 0% to 12% incline
- Ground Effects Impact Control System
- Speed Range : 1-18 km/h
- AC Motor : 6 HP
- 10 preset programs
- **Special Feature** : Incase of electricity failure the treadmill stops smoothly without giving any jerk to body





TREADMILL, 5HP

DIMENSION L-91"x W-38"x H-64"

- AC Motor specially designed for Treadmill
- AC Drive (Sensor Less Vector Control)
- Direct Speed and Incline Control system for quick adjust
- Incline Range : 0% to 12% incline
- Ground Effects Impact Control System
- AC Motor : 5 HP
- Speed Range : 1-18 km/h
- 10 preset programs
- **Special Feature** : Incase of electricity failure the treadmill stops smoothly without giving any jerk to body



TREADMILL, 4.5HP

DIMENSION L-86"x W-35"x H-59"

- AC Drive (Sensor Less Vector Control)
- Direct Speed and Incline Control system for quick adjust
- Incline Range : 0% to 12% incline
- Ground Effects Impact Control System
- AC Motor : 4.5 HP
- Speed Range : 1-15 km/h
- 4 preset programs
- **Special Feature** : In case of electricity failure the treadmill
- AC Motor specially designed for Treadmill stops smoothly without giving any jerk to body





STAIR CLIMBER

DIMENSION L-63"x W-29"x H-92"

- 10 workouts and electronic readouts
- Strong and solid base frame
- Power Requirements : 220V (60Hz)
- **Special Feature** : If someone suddenly falls off the stair climber, it stops right away to keep them from getting hurt





CROSSTRAINER

DIMENSION L-86"x W-35"x H-59"

- Ergonomically correct moving arm handles provide total body workout.
- 10 workouts and electronic readouts.
- Strong and solid base frame.
- Strong Aluminum oversized footrest.
- Power Requirements : 220V (60Hz)



UPRIGHT BIKE

DIMENSION L-50"x W-24"x H-55"

- Comfort curve seat with height adjustment.
- Ergonomically correct handle bars.
- Dual-sided pedals with integrated straps.
- Simple single-handed seat adjustment.
- Power Requirements : 220V (60Hz)



RECUMBENT BIKE

DIMENSION L-63"x W-27"x H-55"

- Deluxe Back support & comfort curve seat.
- Dual-sided pedals with integrated straps.
- Side & front handle bars.
- Easy to use seat adjustment.
- Integrated accessory holder.
- Power Requirements : 220V (60Hz)



SPIN BIKE

DIMENSION L-44"x W-21"x H-47"

- The Hand grip can be adjusted to fit different users.
- The canteen rack is equipped.
- Belt driven, the bicycle can be ridden in dual direction; user can choose direction at this pleasure.
- The Bike self-weight is 80kgs; the flywheel is 28kgs, which makes the movement more stable.
- The Handlebar uses aluminum alloy which makes the adjustment more smooth and stable, and won't get rusty.
- Dropping press type brake design.



A highly muscular man is shown from the waist up, flexing his chest and arms. He is wearing blue shorts and has a very low body fat percentage, making his muscles extremely defined. The background is a dark gym with some equipment visible. The image is framed by orange geometric shapes in the corners.

SELECTORIZED SERIES

FITNESS EQUIPMENT



NITIN CHANDILA



LEG PRESS

DIMENSION L-75"x W-51"x H-61"



SCAN FOR THE VIDEO





SEATED ROW

DIMENSION L-79"x W-54"x H-73"





SIDE LATERAL

DIMENSION L-49"x W-31"x H-61"

WRIST CURL

DIMENSION L-35"x W-26"x H-40"





BICEPS-TRICEPS

DIMENSION L-45"x W-49"x H-61"





LAT PULLDOWN-ROW

DIMENSION L-76"x W-49"x H-89"





DIP-CHIN ASSIST

DIMENSION L-35"x W-62"x H-92"





INNER OUTER THIGH

DIMENSION L-69"x W-30"x H-61"





MULTI PRESS

DIMENSION L-75"x W-55"x H-61"





PEC FLY-REAR DELT

DIMENSION L-58"x W-55"x H-77"





LEG CURL LYING-EXTN

DIMENSION L-70"x W-35"x H-61"



SEATED LEG CURL-EXTN

DIMENSION L-36"x W-56"x H-61"





STANDING MULTI FLIGHT

DIMENSION L-61"x W-43"x H-75"



SCAN FOR THE VIDEO





FUNCTIONAL TRAINER

DIMENSION L-51"x W-77"x H-87"





CABLE CROSSOVER

DIMENSION L-49"x W-93"x H-90"





3D SMITH MACHINE

DIMENSION L-69"x W-65"x H-84"



SMITH MACHINE



A person is shown from the waist down, wearing a white t-shirt and grey shorts, using a rowing machine. The machine is black with a large, dark grey weight plate. The person's hands are on the handle of the machine. The background is dark and out of focus. The text "PLATE LOADED" is overlaid in large, white, bold letters on a black rectangular background. Below it, the text "FITNESS EQUIPMENT" is overlaid in smaller, white, bold letters on a black rectangular background. There are orange decorative elements in the corners of the image.

PLATE LOADED

FITNESS EQUIPMENT



LAT PULLDOWN

DIMENSION L-53"x W-45"x H-82"





PULL OVER

DIMENSION L-52"x W-70"x H-67"



MID ROWING

DIMENSION L-54"x W-53"x H-50"





LINEAR ROWING

DIMENSION L-60"x W-70"x H-42"



T-BAR

DIMENSION L-67"x W-49"x H-48"



WIDE CHEST PRESS

DIMENSION L-44"x W-75"x H-69"



SUPER INCLINE PRESS

DIMENSION L-47"x W-65"x H-61"





DECLINE PRESS


DIMENSION L-46"x W-69"x H-70"





INCLINE PEC FLY

DIMENSION L-50"x W-41"x H-42"





LEG PRESS LINEAR

DIMENSION L-94"x W-59"x H-67"



ISO LATERAL LINEAR LEG PRESS

DIMENSION L-94"x W-59"x H-67"





HIP PRESS

DIMENSION L-87"x W-56"x H-57"





HACK SQUAT

DIMENSION L-82"x W-70"x H-55"



SCAN FOR THE VIDEO





SUPER SQUAT

DIMENSION L-71"x W-64"x H-65"





HALF RACK



BELT SQUAT

DIMENSION L-65"x W-51"x H-46"





HIP THRUST

DIMENSION L-75" x W-73" x H-26"



SCAN FOR THE VIDEO





STANDING CALF RAISE





SEATED CALF RAISE

DIMENSION L-46"x W-32"x H-38"





SISSY SQUAT





TIBIA

DIMENSION L-16"x W-39"x H-13"

TIBIA





VIKING PRESS

DIMENSION L-56"x W-43"x H-70"





SEATED DIP

DIMENSION L-73"x W-39"x H-42"





PREACHER CURL

DIMENSION L-53"x W-50"x H-58"



MULTI-WRIST CURL

DIMENSION L-50"x W-34"x H-62"



SCAN FOR THE VIDEO



ABDOMINAL CRUNCH

DIMENSION L-37"x W-61"x H-66"





FULL BODY PRESS

DIMENSION L-75"x W-69"x H-57"





BENCHES & RACKS

FITNESS EQUIPMENT



DIPS-LEG RAISES

DIMENSION L-49"x W-31"x H-64"





DIP STATION



ADJUSTABLE AB BENCH

DIMENSION L-69"x W-24"x H-48"





OLYMPIC DECLINE BENCH

DIMENSION L-82" x W-90" x H-45"





FLAT BENCH

DIMENSION L-60"x W-24"x H-18.5"





OLYMPIC INCLINE BENCH

DIMENSION L-66"x W-90"x H-45"



OLYMPIC FLAT BENCH

DIMENSION L-66"x W-90"x H-45"



PREACHER BENCH

DIMENSION L-38"x W-32"x H-34"



HYPER EXTENSION

DIMENSION L-46"x W-28"x H-30"





SEATED BENCH

DIMENSION L-55"x W-24"x H-35"





ADJUSTABLE BENCH

DIMENSION L-64"x W-22"x H-18/48"



TWISTER

DIMENSION L-25"x W-26"x H-48"





DUMBELL RACK


DIMENSION L-30"x W-75"x H-39.5"





PLATE STAND

DIMENSION L-30"x W-22"x H-48.5"





POWER RACK

DIMENSION L-73"x W-79"x H-67"





BARBELL BAR RACK

DIMENSION L-46"x W-48"x H-55"





BAR STAND

DIMENSION L-28" x W-24" x H-19"





BICEPS CURL STAND

DIMENSION L-73"x W-79"x H-67.5"





POWER CAGE

DIMENSION L-55"x W-52"x H-88"





HOME GYM
FITNESS EQUIPMENT



LEVERAGE HOME GYM

DIMENSION L-58"x W-56"x H-86"





MULTI PRESS HOME GYM

DIMENSION L-82"x W-44"x H-42"





NORTUS FITNESS

Gym Equipment Manufacturer

Call +91 98104 12144
+91 98103 40770

www.nortusfitness.com
info@nortusfitness.com

Visit - 1118-M.I.E, Part- 1, Bahadurgarh- 124-507, Haryana, Delhi-NCR (India)